

STUDENTS SATISFACTION SURVEY REPORT

An Online Student Satisfaction Survey was conducted through Google Form. Total student participants were 1598. All participant were females, age ranging from 18 to 23 years. About 97.9 per cent were undergraduate students and 2.1 per cent were post-graduate students. About 80 per cent of the student participants were from Arts, 11.8 per cent were from Science and 8.1 per cent were from Commerce. Students Satisfaction were based on 21 parameters which are as follows:

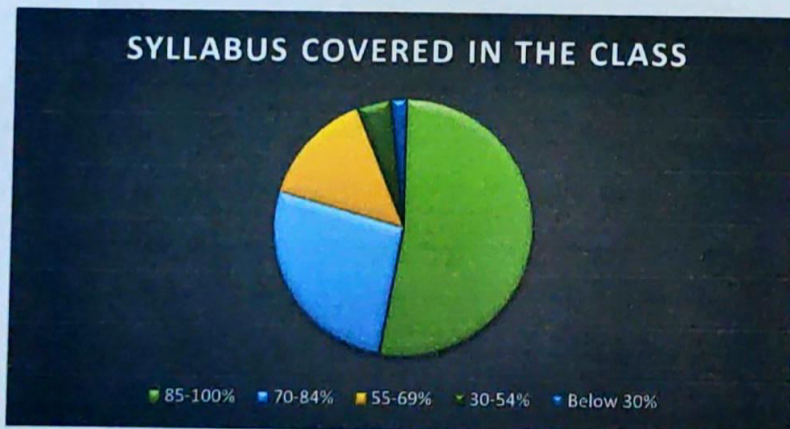
1) SYLLABUS COVERED IN THE CLASS

Students response in the online survey has revealed the following results (Table No.1 and Figure No.1)

Table No.1

Syllabus Covered in the Class	% of students
85-100%	52.6
70-84%	26.7
55-69%	14.3
30-54%	4.3
Below 30%	2

Figure No.1



2) TEACHERS PREPARATION FOR THE CLASSES


Students response in the online survey has revealed the following results (Table No.2 and Figure No.2)

Table No.2

Teachers preparation for the class	% of students
Thoroughly	68.5
Satisfactorily	27
Poorly	2
Indifferently	2.3
Won't teach at all	0.2

Chalabete
Principal
Ranganj Girls' College
P.O. Searsole Rajbari-713358
Dist-Paschim Bardhaman, (W.B.)

FigureNo.2



3) **TEACHERS ABILITY TO COMMUNICATE**

Students response in the online survey has revealed the following results (Table No.3 and Figure No.3)

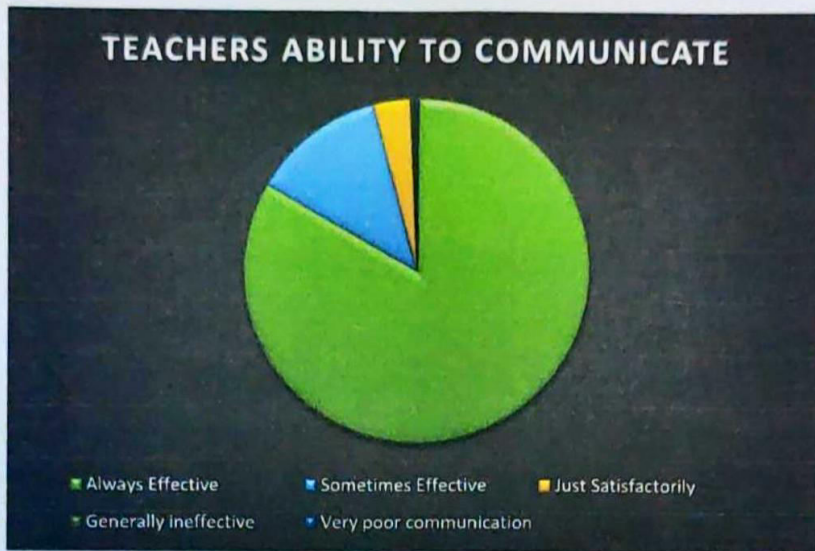
Table No.3

Teachers Ability to communicate	% of students
Always Effective	83.4
Sometimes Effective	12.6
Just Satisfactorily	3.4
Generally ineffective	0.4
Very poor communication	0.3

Chahide

Principal
Raniganj Girls' College
P.O.Searsote Rajbari-713358
Dist-Paschim Bardhaman,(W.B.)

Figure No.3



4) **TEACHERS APPROACH TO TEACHING**

Students response in the online survey has revealed the following results (Table No.4 and Figure No.4)

Table No.4

Teachers Approach to Teaching	% of students
Excellent	59.4
Very Good	30.2
Good	9.1
Fair	1.2
Poor	0.1

Figure No.4



5) **FAIRNESS OF THE INTERNAL EVALUATION PROCESS BY THE TEACHERS**

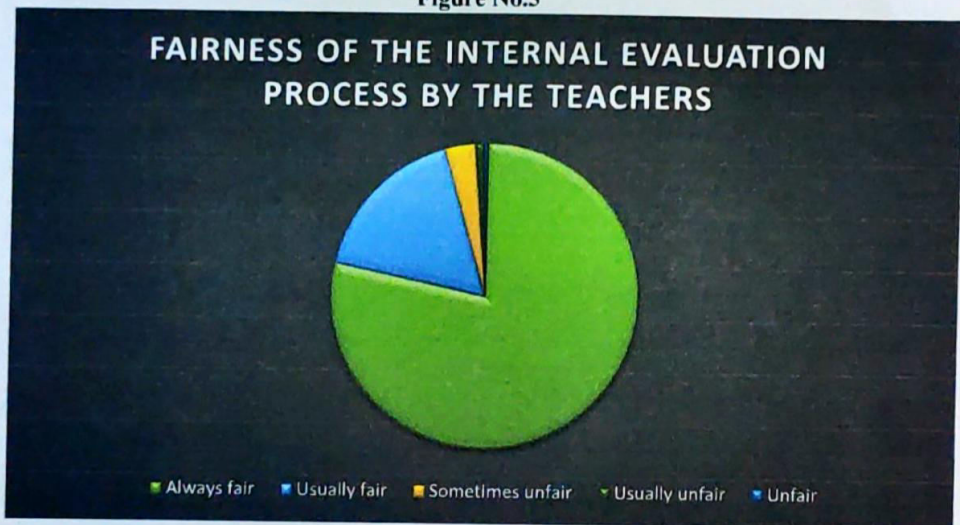
Chhalide
Principal
Raniganj Girls' College
P.O.Searsole Rajbari-713358
Dist-Paschlm Bardhaman,(W.B.)

Students response in the online survey has revealed the following results (Table No.5 and Figure No.5)

Table No.5

Fairness of the internal evaluation	% of students
Always fair	78.4
Usually fair	17.1
Sometimes unfair	3.2
Usually unfair	0.9
Unfair	0.4

Figure No.5



6) DISCUSSION OF PERFORMANCE OF ASSIGNMENTS BY TEACHERS

Students response in the online survey has revealed the following results (Table No.6 and Figure No.6)

Table No.6

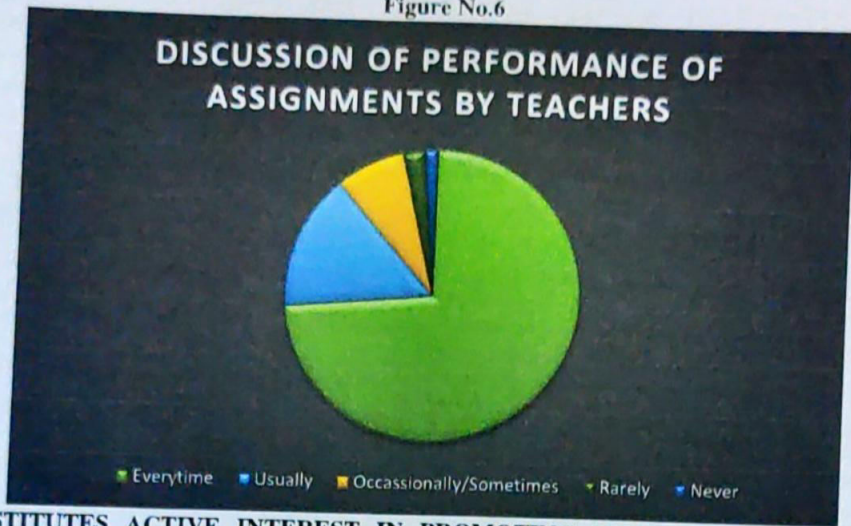
Discussion of performance of assignments by teachers	% of students
Everytime	73.5
Usually	15.1
Occasionally/Sometimes	7.6
Rarely	2.4
Never	1.4

Chhabide

Principal

Raniganj Girls' College
 P.O.Searsole Rajbari-713358
 Dist-Paschim Bardhaman.(W.B.)

Figure No.6

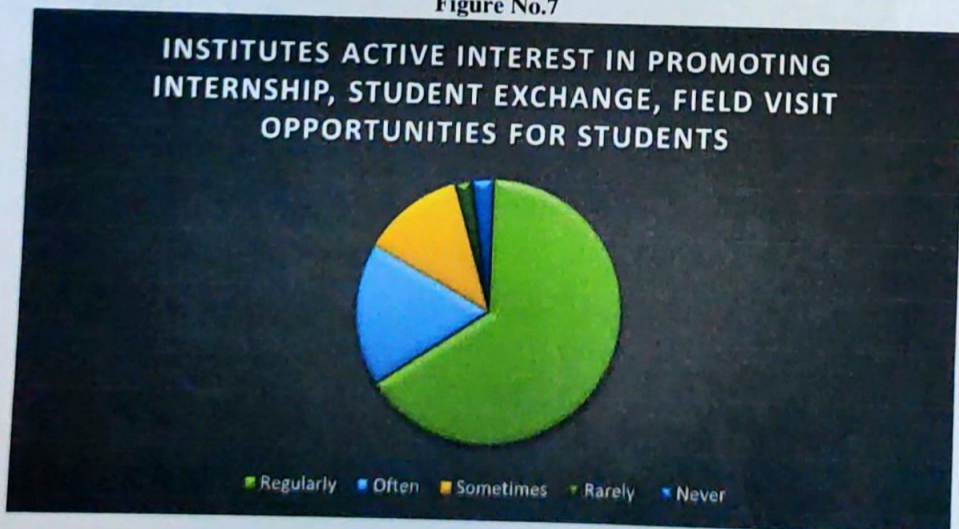


- 7) **INSTITUTES ACTIVE INTEREST IN PROMOTING INTERNSHIP, STUDENT EXCHANGE, FIELD VISIT OPPORTUNITIES FOR STUDENTS**
 Students response in the online survey has revealed the following results (Table No.7 and Figure No.7)

Table No.7

Institutes active interest in promoting internship, student exchange, field visit opportunities for students	% of students
Regularly	65.5
Often	17.5
Sometimes	12.2
Rarely	2.1
Never	2.7

Figure No.7



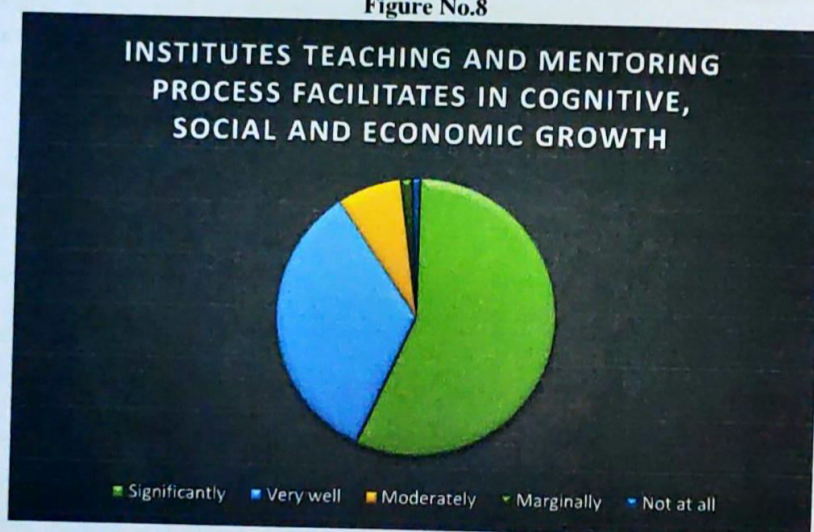

 Rangunj Girls' College
 P.O. Searsole Rajbari-713356
 Dist-Paschim Bardhaman, (W.B.)

- 8) **INSTITUTES TEACHING AND MENTORING PROCESS FACILITATES IN COGNITIVE, SOCIAL AND ECONOMIC GROWTH**
 Students response in the online survey has revealed the following results (Table No.8 and Figure No.8)

Table No.8

Institutes teaching and mentoring process facilitates in cognitive, social and economic growth	% of students
Significantly	56.6
Very well	33.8
Moderately	7.3
Marginally	1.4
Not at all	0.9

Figure No.8



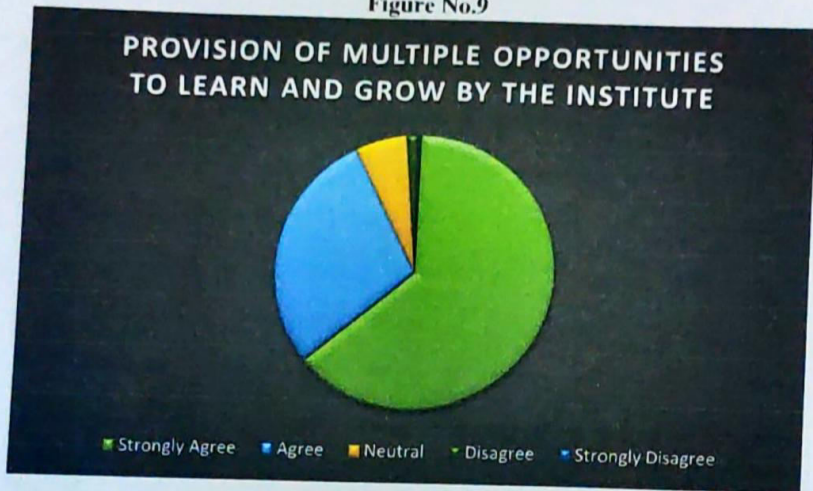
- 9) **PROVISION OF MULTIPLE OPPORTUNITIES TO LEARN AND GROW BY THE INSTITUTE**
 Students response in the online survey has revealed the following results (Table No.9 and Figure No.9)

Table No.9

Provision of multiple opportunities to learn and grow by the institute	% of students
Strongly Agree	63.6
Agree	28.7
Neutral	6
Disagree	1.3
Strongly Disagree	0.3

Chhalide
 Principal
 Raniganj Girls' College
 P.O.Searsole Rajbari-713358
 Dist-Paschim Bardhaman, (W.B.)

Figure No.9



10) TEACHERS INFORMATION ABOUT STUDENTS EXPECTED COMPETENCIES, COURSE OUTCOMES AND PROGRAMME OUTCOMES

Students response in the online survey has revealed the following results (Table No.10 and Figure No.10)

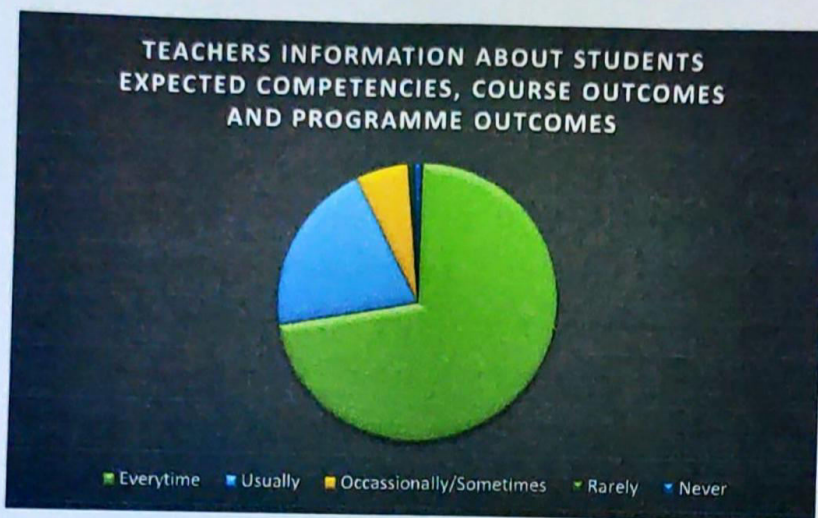
Table No. 10

Teachers information about students expected competencies, course outcomes and programme outcomes	% of students
Everytime	72.2
Usually	20.2
Occasionally/Sometimes	6.1
Rarely	0.7
Never	0.9

Chhavi De
Principal

Raniganj Girls' College
P.O. Searsole Rajbari-713358
Dist-Paschim Bardhaman, (W.B.)

Figure No.10



11) MENTOR'S NECESSARY FOLLOW-UP WITH STUDENTS ASSIGNED TASK

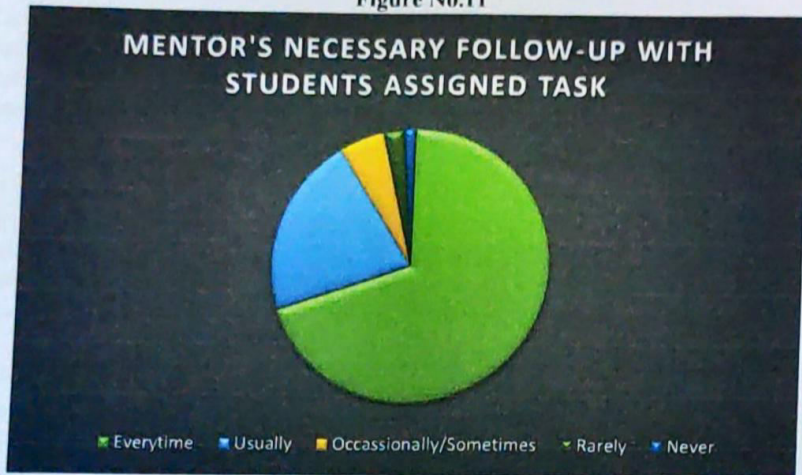
Students response in the online survey has revealed the following results (Table No.11 and Figure No.11)

Table No.11

Mentor's necessary follow-up with students assigned task	% of students
Everytime	69.7
Usually	21.4
Occassionally/Sometimes	5.2
Rarely	2.4
Never	1.3

Chhabi De
Principal
Raniganj Girls' College
P.O.Searsole Rajbari-713358
Dist-Paschim Bardhaman, (W.B.)

Figure No.11



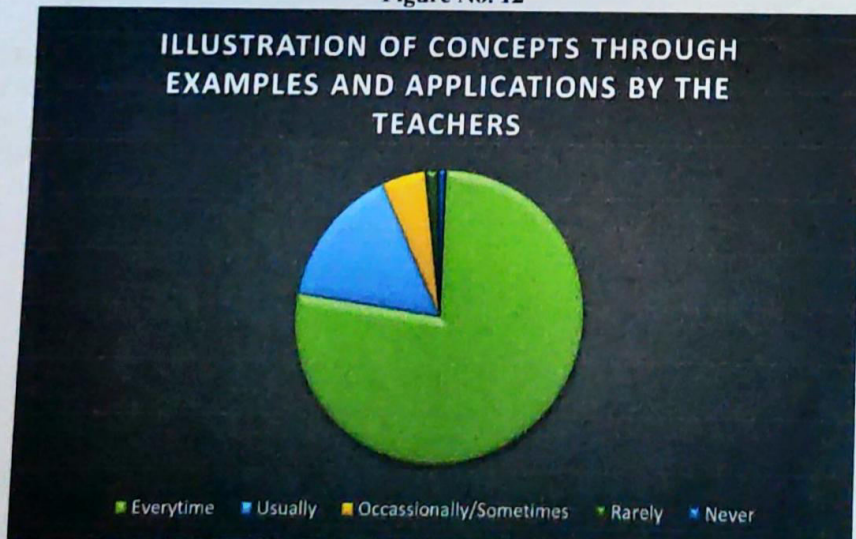
12) ILLUSTRATION OF CONCEPTS THROUGH EXAMPLES AND APPLICATIONS BY THE TEACHERS

Students response in the online survey has revealed the following results (Table No.12 and Figure No.12)

Table No.12

Illustration of concepts through examples and applications by the teachers	% of students
Everytime	77.5
Usually	15.4
Occassionally/Sometimes	4.9
Rarely	1.5
Never	0.8

Figure No. 12



Chhabi De
Principal

Raniganj Girls' College
P.O.Searsole Rajbari-713358
Dist-Paschim Bardhaman,(W.B.)

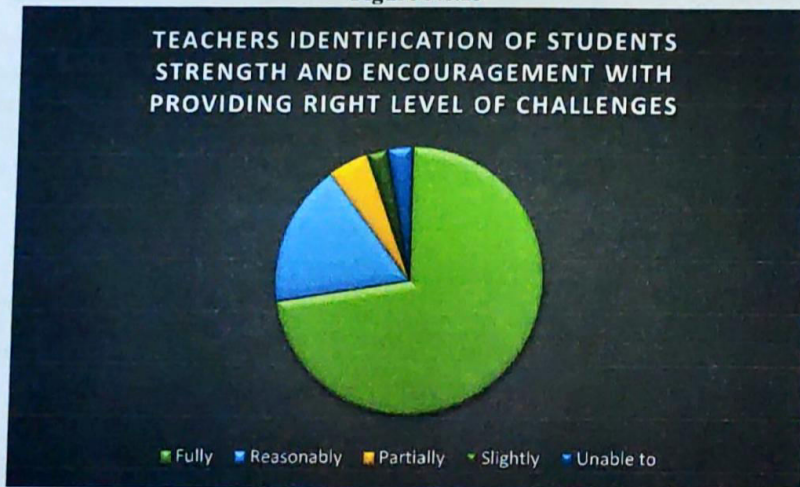
13) TEACHERS IDENTIFICATION OF STUDENTS STRENGTH AND ENCOURAGEMENT WITH PROVIDING RIGHT LEVEL OF CHALLENGES

Students response in the online survey has revealed the following results (Table No.13 and Figure No.13)

Table No.13

Teachers identification of students strength and encouragement with providing right level of challenges	% of students
Fully	72.5
Reasonably	17.2
Partially	4.8
Slightly	2.5
Unable to	3.1

Figure No.13



14) TEACHERS ABILITY TO IDENTIFY STUDENTS WEAKNESS AND HELPING THEM OVERCOME THE SAME

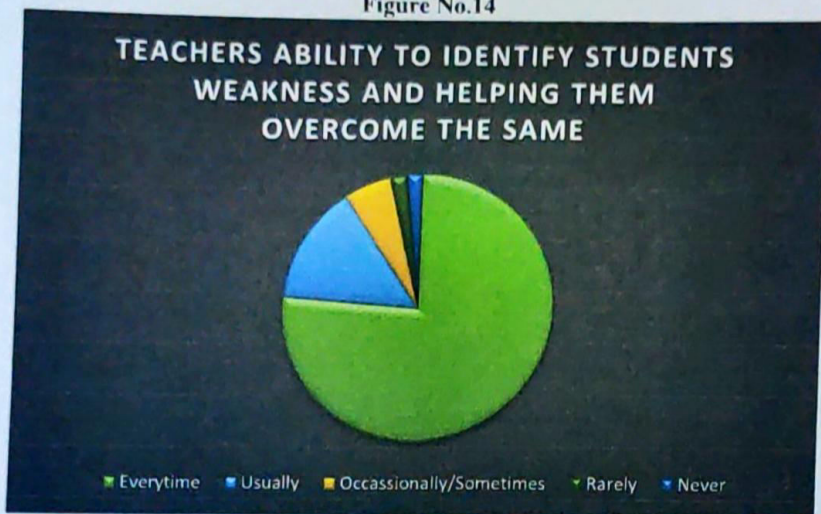
Students response in the online survey has revealed the following results (Table No.14 and Figure No.14)

Table No. 14

Teachers ability to identify students weakness and helping them overcome the same	% of students
Everytime	76.3
Usually	14.3
Occasionally/Sometimes	5.6
Rarely	2
Never	1.8

Chhali De
Principal
Raniganj Girls' College
P.O.Searsole Rajbari-713358
Dist-Paschim Bardhaman, (W.B.)

Figure No.14



15) INSTITUTIONS EFFORT TO ENGAGE STUDENTS IN THE MONITORING, REVIEW AND CONTINUOUS QUALITY IMPROVEMENT OF THE TEACHING LEARNING PROCESS

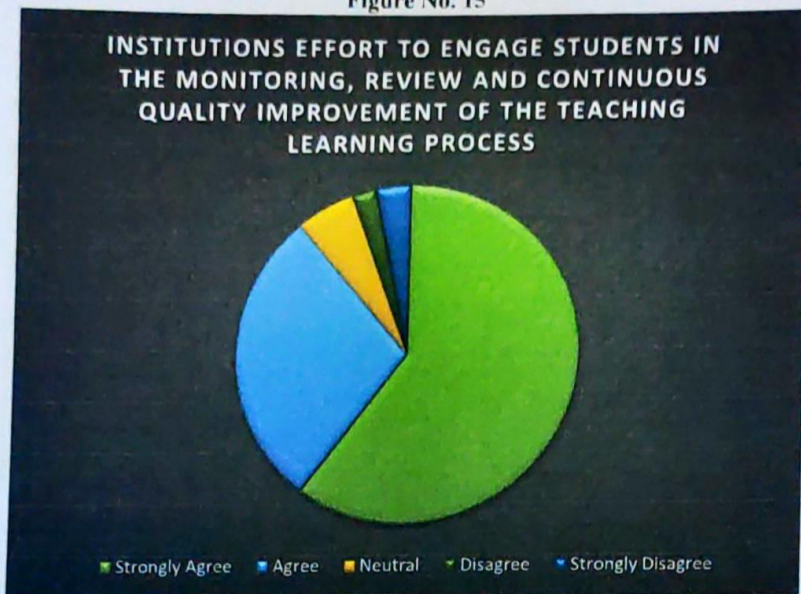
Students response in the online survey has revealed the following results (Table No.15 and Figure No.15)

Table No. 15

Institutions effort to engage students in the monitoring, review and continuous quality improvement of the teaching learning process	% of students
Strongly Agree	60.3
Agree	28.7
Neutral	5.5
Disagree	2.3
Strongly Disagree	3.3

Chhobi De
 Principal
 Raniganj Girls' College
 P.O. Searsole Rajbari-713358
 Dist-Paschim Bardhaman. (W.B.)

Figure No. 15



16) USE OF STUDENT-CENTRIC METHODS FOR ENHANCING LEARNING EXPERIENCE BY THE INSTITUTE/TEACHERS

Students response in the online survey has revealed the following results (Table No.16 and Figure No.16)

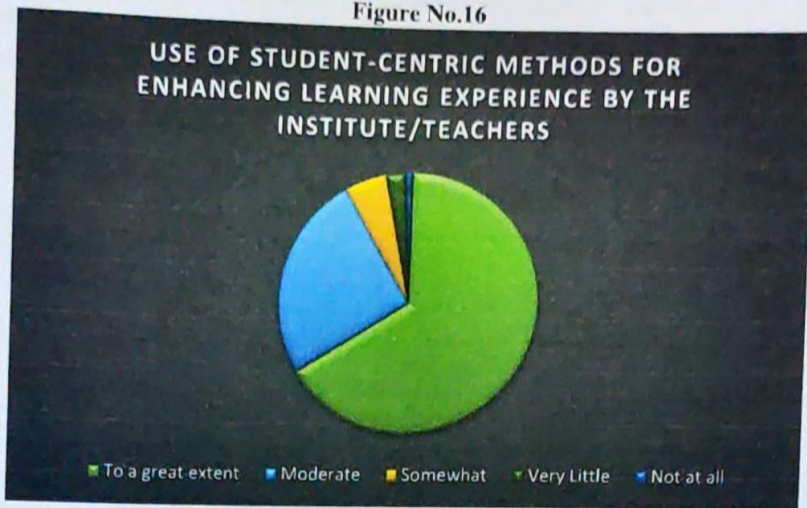
Table No. 16

Use of student-centric methods for enhancing learning experience by the institute/teachers	% of students
To a great extent	66
Moderate	25.5
Somewhat	5.2
Very Little	2.4
Not at all	0.9

Chhabi De

Principal
Raniganj Girls' College
P.O.Searsole Rajbari-713358
Dist-Paschim Bardhaman.(W.B.)

Figure No.16



17) TEACHERS ENCOURAGEMENT IN PARTICIPATION IN EXTRA-CURRICULAR ACTIVITIES

Students response in the online survey has revealed the following results (Table No.17 and Figure No.17)

Table No. 17

Teachers encouragement in participation in extra-curricular activities	% of students
Strongly Agree	63.1
Agree	26
Neutral	5.4
Disagree	2.6
Strongly Disagree	2.9

Figure No. 17



Chhabi De
Principal

Raniganj Girls' College
P.O. Searsole Rajbari-713358
Dist-Paschim Bardhaman, (W.B.)

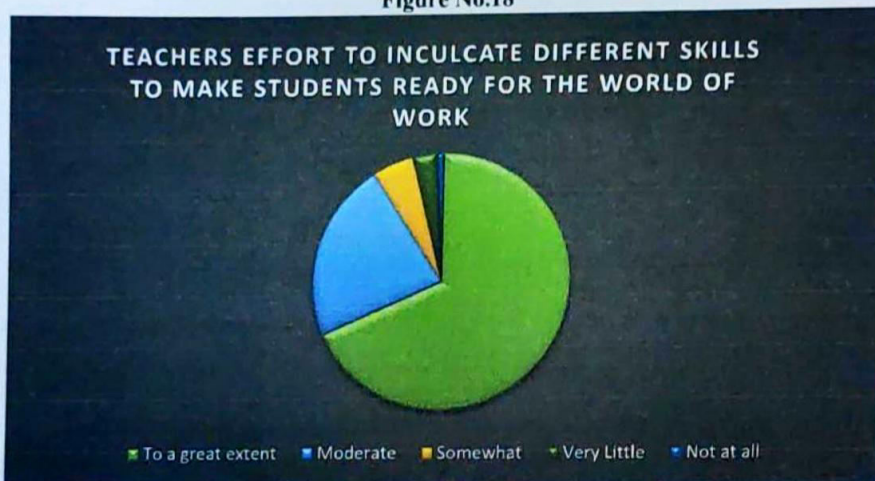
18) TEACHERS EFFORT TO INCULCATE DIFFERENT SKILLS TO MAKE STUDENTS READY FOR THE WORLD OF WORK

Students response in the online survey has revealed the following results (Table No.18 and Figure No.18)

Table No. 18

Teachers effort to inculcate different skills to make students ready for the world of work	% of students
To a great extent	68.3
Moderate	22.7
Somewhat	5.1
Very Little	3
Not at all	0.9

Figure No.18



19) USE OF ICT TOOLS BY TEACHERS

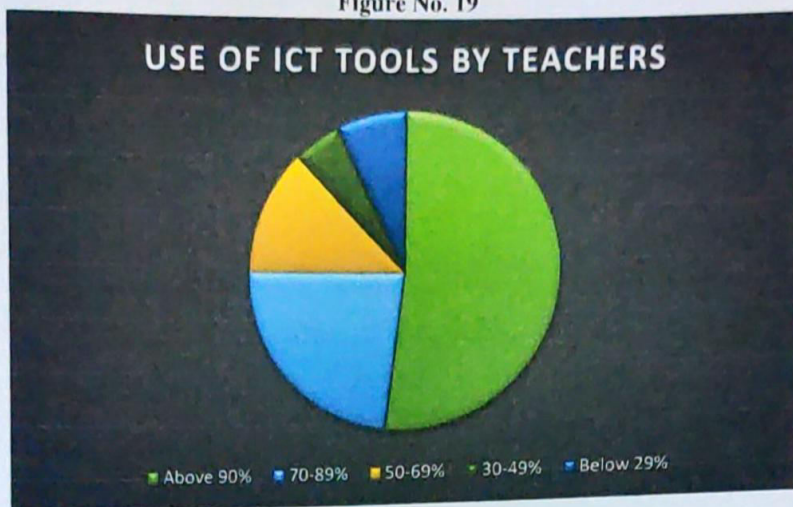
Students response in the online survey has revealed the following results (Table No.19 and Figure No.19)

Table No. 19

Use of ICT tools by teachers	% of students
Above 90%	51.9
70-89%	23.3
50-69%	12.5
30-49%	5
Below 29%	7.2

Chhabi De
Principal
 Raniganj Girls' College
 P.O.Searsole Rajbari-713358
 Dist-Paschim Bardhaman,(W.B.)

Figure No. 19

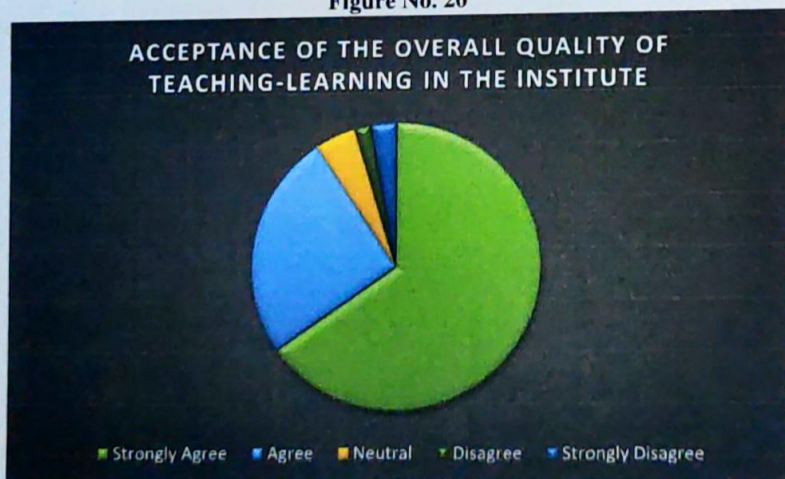


20) ACCEPTANCE OF THE OVERALL QUALITY OF TEACHING-LEARNING IN THE INSTITUTE
 Students response in the online survey has revealed the following results (Table No.20 and Figure No.20)

Figure No. 20

Acceptance of the overall quality of teaching-learning in the institute	% of students
Strongly Agree	65.2
Agree	25.5
Neutral	4.5
Disagree	1.8
Strongly Disagree	2.9

Figure No. 20



Chalide
 Principal
 Rangaj Girls' College
 P.O. Searsole Rajbari-713358
 Dist-Paschim Bardhaman, (W.B.)

21) OBSERVATIONS/SUGGESTIONS TO IMPROVE THE OVERALL TEACHING-LEARNING EXPERIENCE IN THE INSTITUTION

The student participants have appreciated many aspects such as teaching quality, regularity in class conduction, discipline in the college etc and they have also put forth their suggestion or observations. The students have suggested improvement in library and computer laboratory facilities. They have suggested more use of ICT tools for teaching. They have suggested for teaching in English language. They have suggested for student exchange programme and more extra-curricular activities. They have expressed the requirement of more classrooms. They have suggested improvement of canteen facilities and drinking water facilities.

Chhabi De
Principal ^{24.3.22}

Raniganj Girls' College
P.O. Searsole Rajbari-713358
Dist-Paschim Bardhaman, (W.B.)

STUDENTS SATISFACTION SURVEY REPORT

An Online Student Satisfaction Survey was conducted through Google Form. Total student participants were 875. All participant were females, age ranging from 18 to 23 years. About 98.6 per cent were undergraduate students and 1.4 per cent were post-graduate students. About 67.9 per cent of the student participants were from Arts, 19.5 per cent were from Science and 12.6 per cent were from Commerce. Students Satisfaction were based on 21 parameters which are as follows:

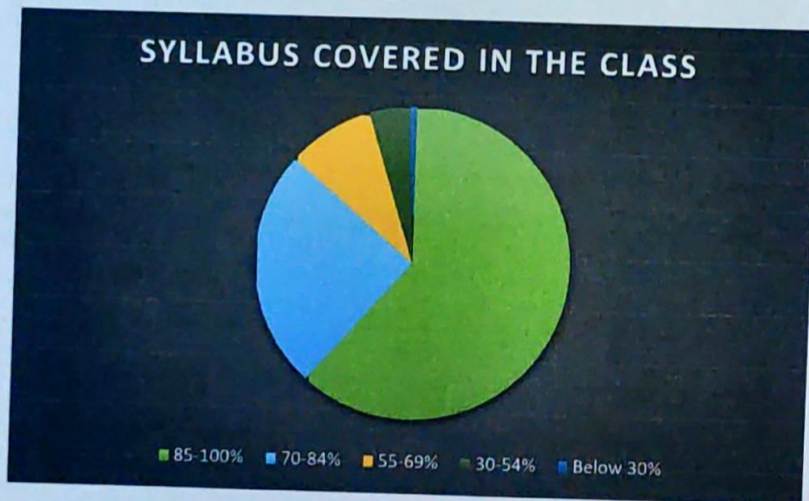
1) SYLLABUS COVERED IN THE CLASS

Students response in the online survey has revealed the following results (Table No.1 and Figure No.1)

TableNo.1

Syllabus Covered in the Class	% of students
85-100%	61.4
70-84%	24.8
55-69%	8.9
30-54%	4.1
Below 30%	0.8

Figure No.1



2) TEACHERS PREPARATION FOR THE CLASSES


Students response in the online survey has revealed the following results (Table No.2 and Figure No.2)

Chhabide
Principal
Ranganj Girls' College
P.O.Scarsole Rajbari-713358
Dist-Paschim Bardhaman,(W.B.)

Table No.2

Teachers preparation for the class	% of students
Thoroughly	73.5
Satisfactorily	22.4
Poorly	2.7
Indifferently	1.3
Won't teach at all	0.1

FigureNo.2



3) TEACHERS ABILITY TO COMMUNICATE

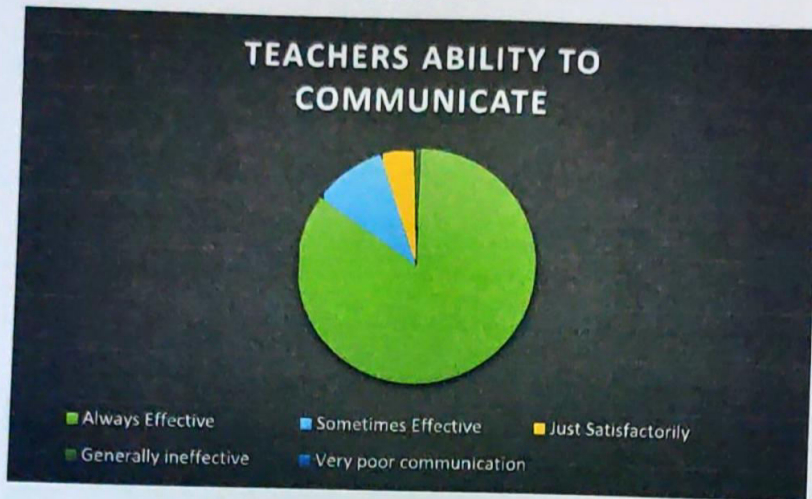
Students response in the online survey has revealed the following results (Table No.3 and Figure No.3)

Table No.3

Teachers Ability to communicate	% of students
Always Effective	84.6
Sometimes Effective	9.9
Just Satisfactorily	4.6
Generally ineffective	0.8
Very poor communication	0.1

Chalide
Principal
Raniganj Girls' College
 P.O.Searsole Rajbari-713358
 Dist-Paschim Bardhaman,(W.B.)

Figure No.3



4) **TEACHERS APPROACH TO TEACHING**

Students response in the online survey has revealed the following results (Table No.4 and Figure No.4)

Table No.4

Teachers Approach to Teaching	% of students
Excellent	54.5
Very Good	34.6
Good	9.5
Fair	1.4
Poor	0

Figure No.4



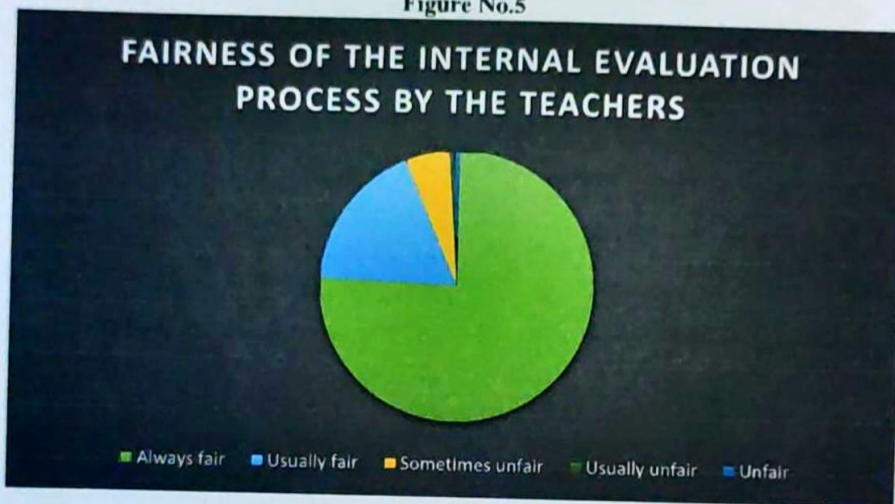
Chhali De
Principal
Raniganj Girls' College
P.O.Searsote Rajbari-713358
Dist-Paschim Bardhaman,(W.B.)

- 5) **FAIRNESS OF THE INTERNAL EVALUATION PROCESS BY THE TEACHERS**
 Students response in the online survey has revealed the following results (Table No.5 and Figure No.5)

Table No.5

Fairness of the internal evaluation	% of students
Always fair	75.7
Usually fair	17.8
Sometimes unfair	5.3
Usually unfair	0.5
Unfair	0.8

Figure No.5



- 6) **DISCUSSION OF PERFORMANCE OF ASSIGNMENTS BY TEACHERS**
 Students response in the online survey has revealed the following results (Table No.6 and Figure No.6)

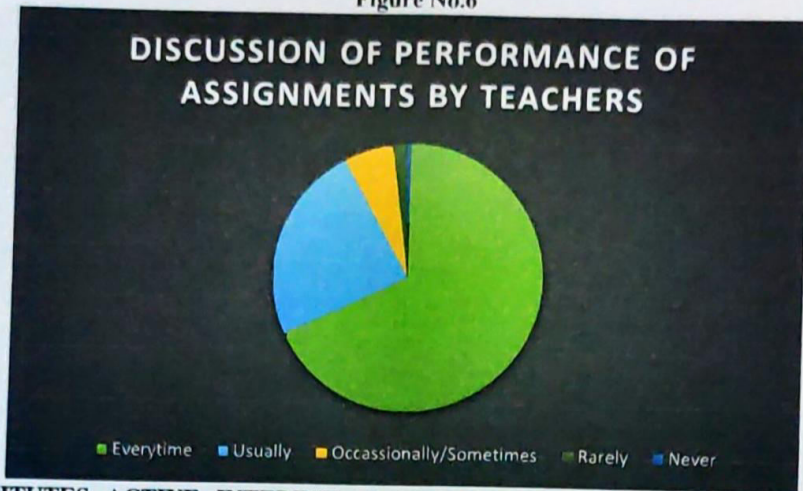
Table No.6

Discussion of performance of assignments by teachers	% of students
Everytime	67.9
Usually	24
Occasionally/Sometimes	5.9
Rarely	1.5
Never	0.7

Chhalide

Principal
Raniganj Girls' College
 P.O. Searsole Rajbari-713358
 Dist-Paschim Bardhaman, (W.B.)

Figure No.6



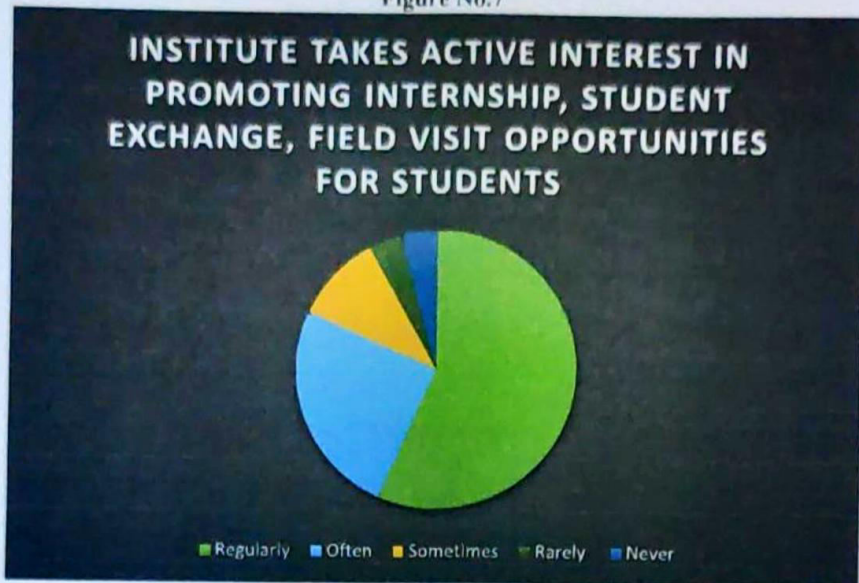
- 7) **INSTITUTES ACTIVE INTEREST IN PROMOTING INTERNSHIP. STUDENT EXCHANGE, FIELD VISIT OPPORTUNITIES FOR STUDENTS**
Students response in the online survey has revealed the following results (Table No.7 and Figure No.7)

Table No.7

Institutes active interest in promoting internship, student exchange, field visit opportunities for students	% of students
Regularly	56.6
Often	25.0
Sometimes	10.3
Rarely	3.8
Never	4.3

Chhabi De
Principal
Raniganj Girls' College
P.O.Searsole Rajbari-713358
Dist-Paschim Bardhaman. (W.B.)

Figure No.7



8) **INSTITUTES TEACHING AND MENTORING PROCESS FACILITATES IN COGNITIVE, SOCIAL AND ECONOMIC GROWTH**

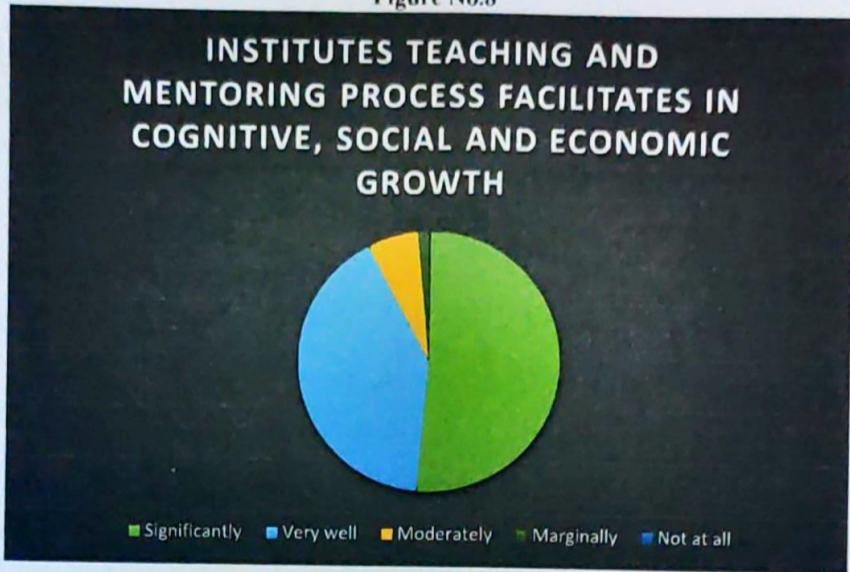
Students response in the online survey has revealed the following results (Table No.8 and Figure No.8)

Table No.8

Institutes teaching and mentoring process facilitates in cognitive, social and economic growth	% of students
Significantly	51.3
Very well	40.8
Moderately	6.3
Marginally	1.4
Not at all	0.2

Chhabi De
Principal
Raniganj Girls' College
P.O. Sarsole Rajbari-713358
Dist-Paschim Bardhaman, (W.B.)

Figure No.8



9) **PROVISION OF MULTIPLE OPPORTUNITIES TO LEARN AND GROW BY THE INSTITUTE**

Students response in the online survey has revealed the following results (Table No.9 and Figure No.9)

Table No.9

Provision of multiple opportunities to learn and grow by the institute	% of students
Strongly Agree	56.9
Agree	36.2
Neutral	6.1
Disagree	0.5
Strongly Disagree	0.3

Chhale De

Principal
Raniganj Girls' College
P.O. Searsole Rajbari-713358
Dist-Paschim Bardhaman, (W.B.)

Figure No.9



10) TEACHERS INFORMATION ABOUT STUDENTS EXPECTED COMPETENCIES, COURSE OUTCOMES AND PROGRAMME OUTCOMES

Students response in the online survey has revealed the following results (Table No.10 and Figure No.10)

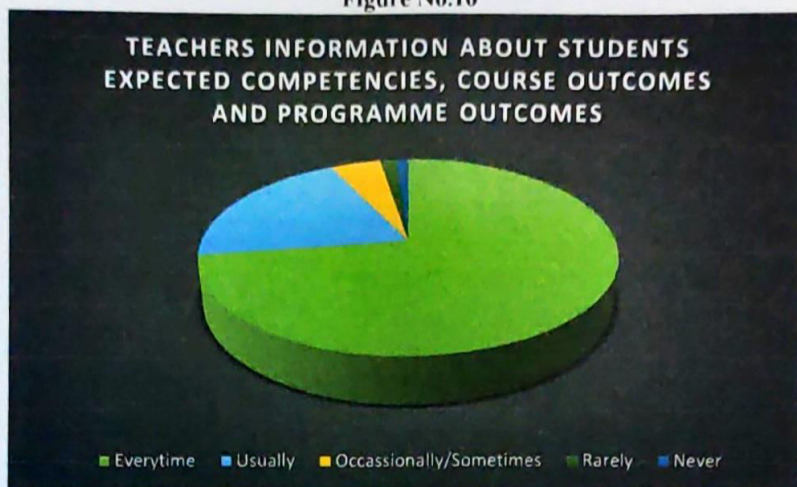
Table No. 10

Teachers information about students expected competencies, course outcomes and programme outcomes	% of students
Everytime	72.7
Usually	20.1
Occassionally/Sometimes	4.6
Rarely	1.5
Never	1.1

Chhabi De

Principal
Raniganj Girls' College
P.O.Searsote Rajbari-713358
Dist-Paschim Bardhaman.(W.B.)

Figure No.10



11) MENTOR'S NECESSARY FOLLOW-UP WITH STUDENTS ASSIGNED TASK

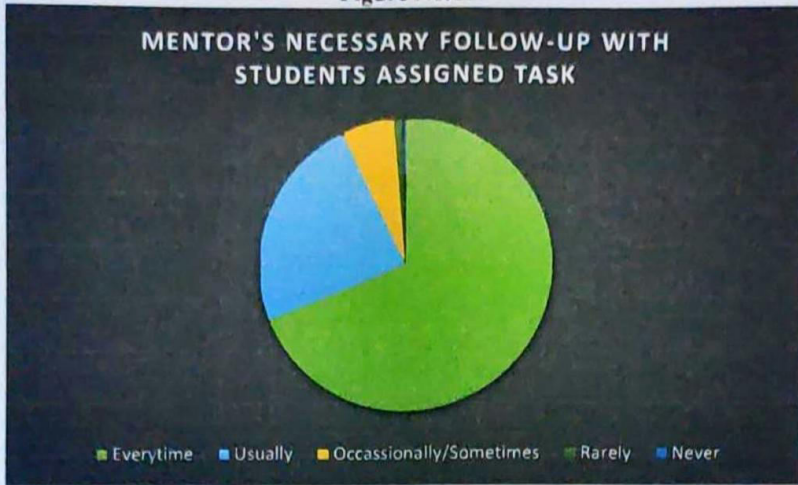
Students response in the online survey has revealed the following results (Table No.11 and Figure No.11)

Table No.11

Mentor's necessary follow-up with students assigned task	% of students
Everytime	68.9
Usually	23.9
Occasionally/Sometimes	5.8
Rarely	0.9
Never	0.5

Chhabi De
Principal
Raniganj Girls' College
P.O.Searsole Rajbari-713358
Dist-Paschim Bardhaman, (W.B.)

Figure No.11



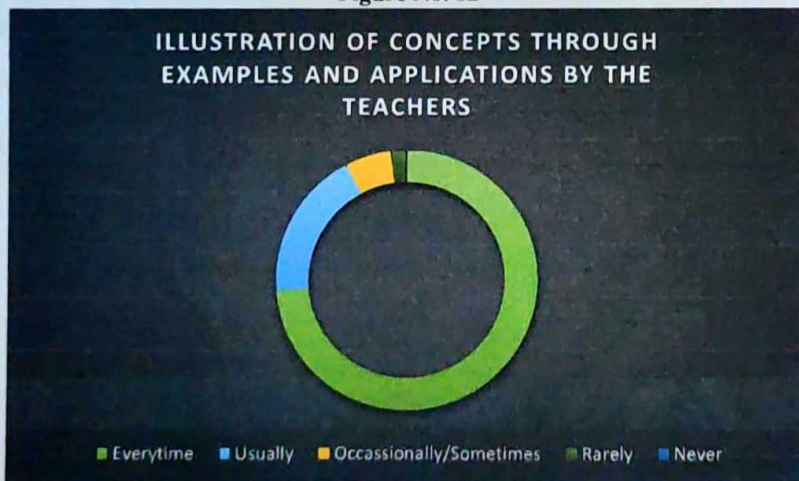
12) ILLUSTRATION OF CONCEPTS THROUGH EXAMPLES AND APPLICATIONS BY THE TEACHERS

Students response in the online survey has revealed the following results (Table No.12 and Figure No.12)

Table No.12

Illustration of concepts through examples and applications by the teachers	% of students
Everytime	73.7
Usually	18.5
Occassionally/Sometimes	5.7
Rarely	1.8
Never	0.2

Figure No. 12



Chhali De
Principal
Raniganj Girls' College
P.O.Searsole Rajbari-713358
Dist-Paschim Bardhaman.(W.B.)


13) TEACHERS IDENTIFICATION OF STUDENTS STRENGTH AND ENCOURAGEMENT WITH PROVIDING RIGHT LEVEL OF CHALLENGES

Students response in the online survey has revealed the following results (Table No.13 and Figure No.13)

Table No.13

Teachers identification of students strength and encouragement with providing right level of challenges	% of students
Fully	77.5
Reasonably	17.7
Partially	3.7
Slightly	0.8
Unable to	0.3

Figure No.13



14) TEACHERS ABILITY TO IDENTIFY STUDENTS WEAKNESS AND HELPING THEM OVERCOME THE SAME

Students response in the online survey has revealed the following results (Table No.14 and Figure No.14)

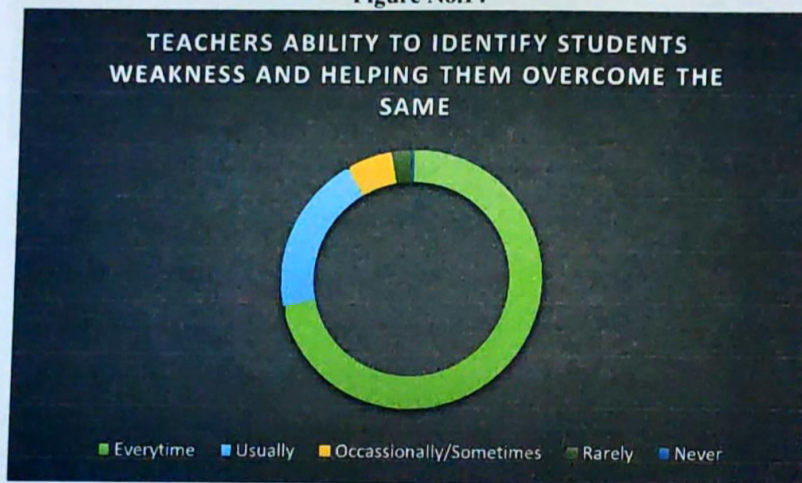
Chhale De

Principal
Raniganj Girls' College
P.O.Searsola Rajbari-713358
Dist-Paschim Bardhaman,(W.B.)

Table No. 14

Teachers ability to identify students weakness and helping them overcome the same	% of students
Everytime	71.5
Usually	19.9
Occasionally/Sometimes	5.7
Rarely	2.4
Never	0.5

Figure No.14



15) INSTITUTIONS EFFORT TO ENGAGE STUDENTS IN THE MONITORING, REVIEW AND CONTINUOUS QUALITY IMPROVEMENT OF THE TEACHING LEARNING PROCESS

Students response in the online survey has revealed the following results (Table No.15 and Figure No.15)

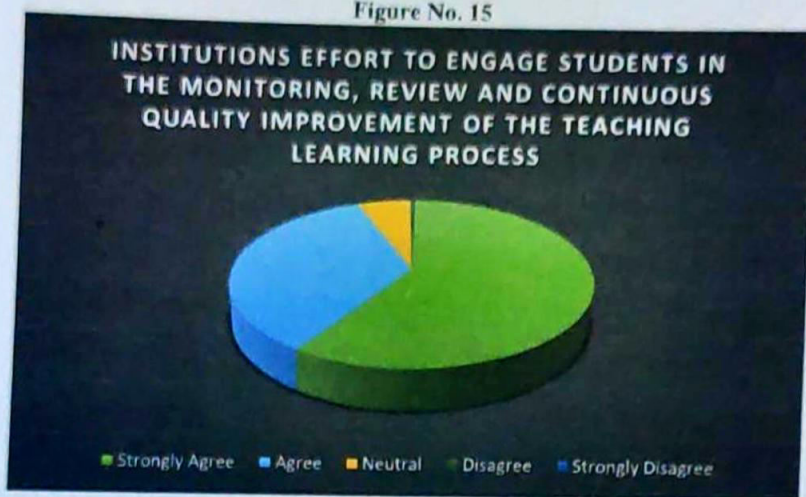
Table No. 15

Institutions effort to engage students in the monitoring, review and continuous quality improvement of the teaching learning process	% of students
Strongly Agree	58.9
Agree	35.1
Neutral	5.6
Disagree	0.3
Strongly Disagree	0.1

Chhalide

Principal
Raniganj Girls' College
 P.O.Scarsole Rajbari-713358
 Dist-Paschim Bardhaman, (W.B.)

Figure No. 15



16) USE OF STUDENT-CENTRIC METHODS FOR ENHANCING LEARNING EXPERIENCE BY THE INSTITUTE/TEACHERS

Students response in the online survey has revealed the following results (Table No.16 and Figure No.16)

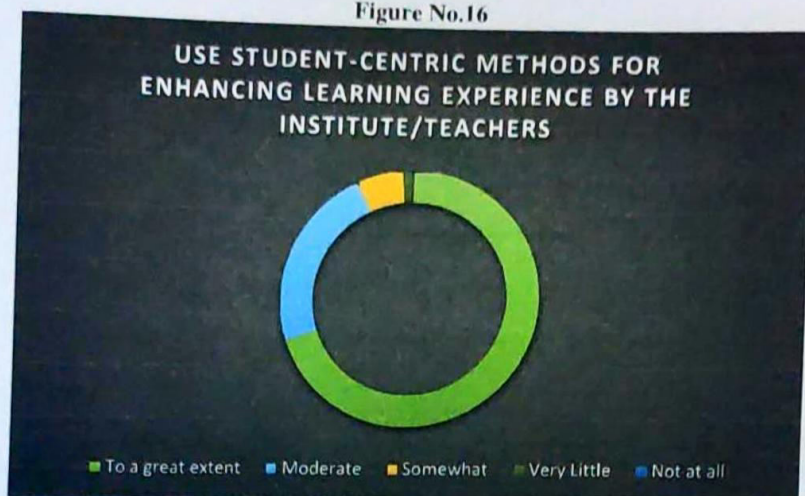
Table No. 16

Use of student-centric methods for enhancing learning experience by the institute/teachers	% of students
To a great extent	69.6
Moderate	23.2
Somewhat	5.8
Very Little	1.1
Not at all	0.2

Chahide

Principal
Raniganj Girls' College
 P.O. Searsole Rajbari-713358
 Dist- Paschim Bardhaman, (W.B.)

Figure No.16



17) TEACHERS ENCOURAGEMENT IN PARTICIPATION IN EXTRA-CURRICULAR ACTIVITIES

Students response in the online survey has revealed the following results (Table No.17 and Figure No.17)

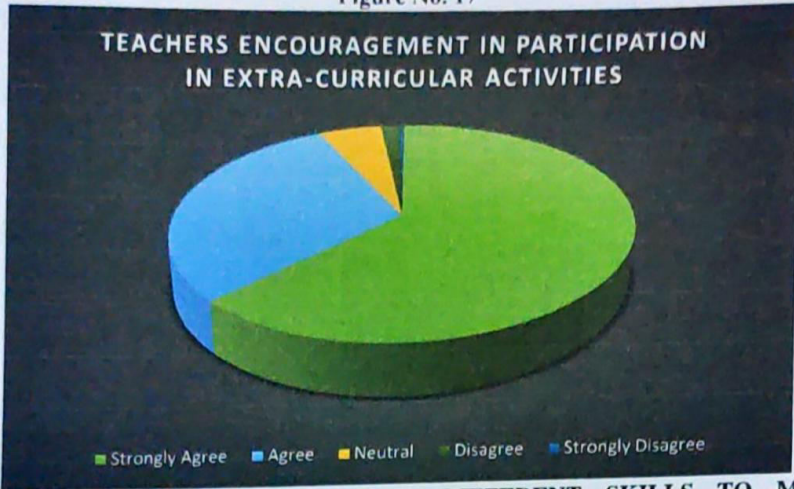
Table No. 17

Teachers encouragement in participation in extra-curricular activities	% of students
Strongly Agree	62.9
Agree	30.1
Neutral	5.1
Disagree	1.6
Strongly Disagree	0.3

Chhabi De

Principal
Raniganj Girls' College
P.O.Searsote Rajbari-713358
Dist-Paschim Bardhaman,(W.B.)

Figure No. 17

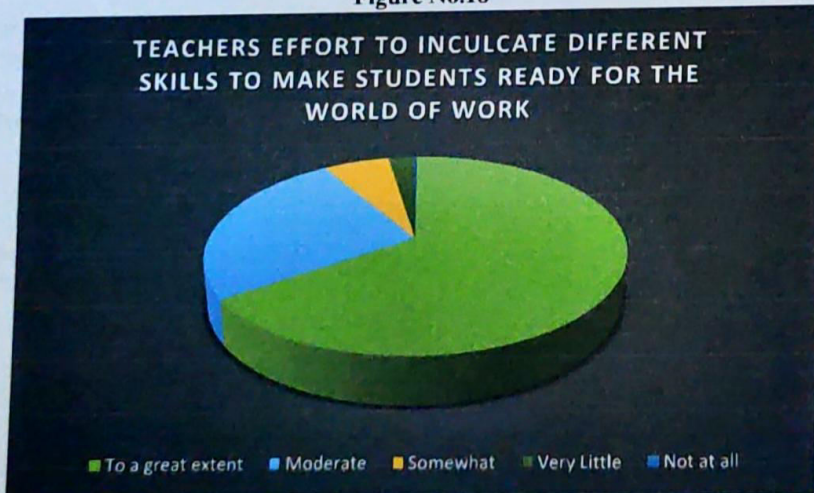


18) **TEACHERS EFFORT TO INCULCATE DIFFERENT SKILLS TO MAKE STUDENTS READY FOR THE WORLD OF WORK**
 Students response in the online survey has revealed the following results (Table No.18 and Figure No.18)

Table No. 18

Teachers effort to inculcate different skills to make students ready for the world of work	% of students
To a great extent	65.7
Moderate	25.7
Somewhat	5.9
Very Little	2.3
Not at all	0.3

Figure No.18



Chhabi De
 Principal
 Raniganj Girls' College
 P.O.Searsote Rajbari-713358
 Dist-Paschim Bardhaman, (W.B.)

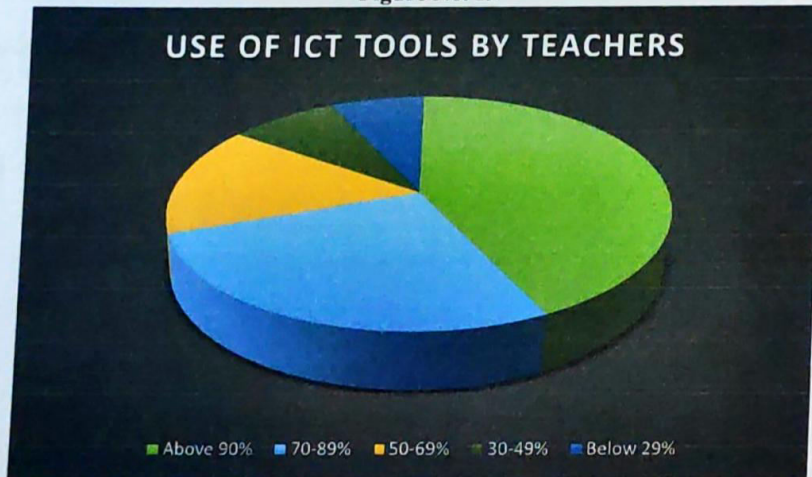
19) USE OF ICT TOOLS BY TEACHERS

Students response in the online survey has revealed the following results (Table No.19 and Figure No.19)

Table No. 19

Use of ICT tools by teachers	% of students
Above 90%	42.6
70-89%	27.0
50-69%	15.1
30-49%	8.1
Below 29%	7.2

Figure No. 19



20) ACCEPTANCE OF THE OVERALL QUALITY OF TEACHING-LEARNING IN THE INSTITUTE

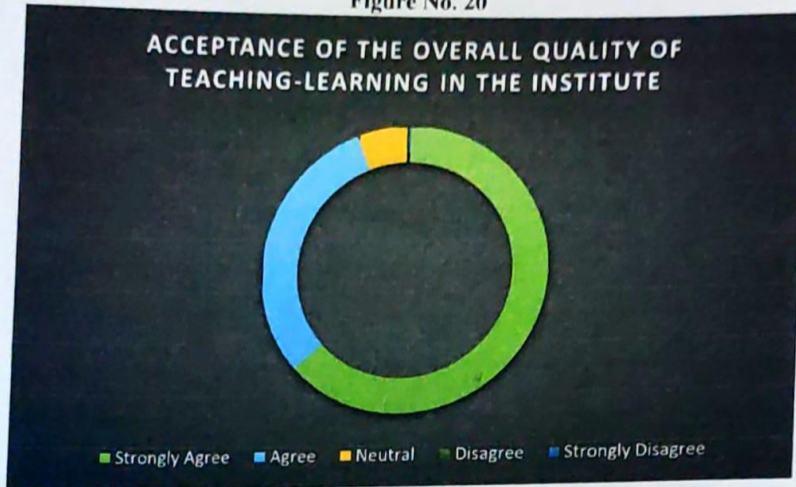
Students response in the online survey has revealed the following results (Table No.20 and Figure No.20)

Figure No. 20

Acceptance of the overall quality of teaching-learning in the institute	% of students
Strongly Agree	63.2
Agree	30.7
Neutral	5.6
Disagree	0.1
Strongly Disagree	0.3

Chhalide
Principal
Ranganj Girls' College
P.O.Searsole Rajbari-713358
Dist. Paschim Bardhaman.(W.B.)

Figure No. 20



21) OBSERVATIONS/SUGGESTIONS TO IMPROVE THE OVERALL TEACHING-LEARNING EXPERIENCE IN THE INSTITUTION

The student participants have appreciated many aspects such as teaching quality, regularity in class conduction, discipline in the college etc and they have also put forth their suggestion or observations. The students have suggested improvement in library and computer laboratory facilities. They have suggested more use of ICT tools for teaching. They have suggested for more extra-curricular activities. They have expressed the requirement of more classrooms. They have suggested improvement of canteen facilities

Chhahide
Principal 23.3.22
Raniganj Girls' College
P.O. Searsole Rajbari-713358
Dist. Paschim Bardhaman, (W.B.)